

Are You Prepared? Electrical Connections Helps you Prepare, Survive and Recover!




It's that time of year again...Hurricane Season 2018 starts June 1st. Are you ready to survive the storms that could impact the Treasure Coast?

Electrical Connections wants to help you prepare for Hurricane Season just like we help you to be safe and secure in your home or business with approved wiring, the latest in LED technologies, and our Safety and Savings Plan.

This issue of Hot Off the Wire contains news and information resources you and your family can use to prepare for, survive, and recover from a hurricane or tropical storm.

Please feel free to share this information so that we may together help everyone in our community become hurricane ready!

Forecasters Say 2018 is expected to be a busy season



2018 Hurricane Names

Alberto, Beryl, Chris, Debby, Ernesto, Florence, Gordon, Helene, Isaac, Joyce, Kirk, Leslie, Michael, Nadine, Oscar, Patty, Rafael, Sara, Tony, Valerie, William

Did you know?

There are six lists of names for tropical cyclones and hurricanes. They get rotated every year. There is a committee that comes up with the names. If a storm is particularly devastating, the committee meets to decide on a name to replace it in the list.

Take our Quiz

- Hurricanes can produce which of the following?
 - Tornadoes
 - Storm surges
 - 155 miles per hour winds
 - All of the above
- Hurricane seasons lasts from
 - August to December
 - June to November
 - January to July
- True or False?** Hurricanes can cause flash floods, landscape and mud slides.

ANSWERS

- (1) D, All of the above.
 (2) B, but the peak season is from mid-August until late October.
 (3) True. Hurricanes can produce a lot of rain!

Inside This Issue

- Hurricane Season 2018 Information **P1**
- Wizard Offers Hurricane Tips for Kids **P2**
- May is National Home Electrical Safety Month **P2**
- Nothing is Really Free (Yep...on page 2....)
- Tasty & EASY Recipe **P3**
- Beach Word Search **P3**
- Sea Jokes! **P3**
- How to Avoid ESD **P3**
- You Can Enjoy the Exclusivity of Membership! **P4**

\$25 OFF

Repairs - Maintenance
Any Product or Service

Must Mention Newsletter

Clip This Gift Card --
It NEVER EXPIRES!

Electrical Connections Believes in Saving Lives

Knowledge is the Most Powerful Tool to Help Save a Life Today!

Just as you prepare for Hurricane Season, Electrical Connections believes you should prepare year round to avoid a fire in your home.

May is National Home Electrical Safety Month. We urge you to use the following tips to help make your home safe!

Our expert technicians are ready to lend a helping hand. Call to schedule an appointment today.

NATIONAL HOME ELECTRICAL SAFETY MONTH TIPS

- Have your home electrical system thoroughly inspected by Electrical Connections to ensure that all electrical work in your home meets the safety provisions in the National Electric Code.
- Install smoke detectors on every level of the home, inside each bedroom, and outside each sleeping area. *(see our Facebook posts on this important topic)*
- Ask Electrical Connections if your home would benefit from AFCI protection, especially during inspections of older homes or upgrades to electrical systems. These advanced new safety devices recognize dangerous conditions that are not detected by standard breakers.
- Test smoke detectors and AFCIs monthly to ensure that they are working properly.
- Establish an evacuation plan that can be used in case of an emergency, and practice with your family.
- Use light bulbs that match the recommended wattage on the light fixture. **Do NOT USE CFL BULBS!**
- In homes with young children, install tamper resistant receptacles to prevent electrical shocks and burns.
- Let us conduct a basic assessment of your home electrical system, electrical cords, extension cords, power plugs, and outlets.
- Look for telltale signs of electrical problems such as dim and flickering lights, unusual sizzling and buzzing sounds from your electrical system, insulation and circuit breakers that trip repeatedly.
- Use extension cords only temporarily, and never with space heaters or air conditioners.
- Avoid overloading outlets. Consider having additional circuits or outlets added by Your Neighborhood Electrician at Electrical Connections today.

Is Anything Really Free?

FREE Estimates versus Providing Solutions!

Why doesn't Electrical Connections offer free estimates? The answer is simple -- we provide solutions instead. When our professionals visit your home, they come prepared to listen to your concern, diagnose the problem, and provide the solution you need to keep your home and family safe. Anyone can offer a free estimate...we provide the actual cost -- the bottom line cost -- so you can rest assured you are getting the most value for your dollar. We provide solutions!

Storm Tips for Your Children

BEFORE

Build an emergency kit.

Make a family communications plan.

Help your parents bring in outdoor items like potted plants, patio furniture, decorations, and garbage cans. They can fly in strong winds!

DURING

Don't open the refrigerator or freezer. In case you lose power, you want the cold air to stay in!

Stay away from windows and glass doors. They could break and hurt you.

Don't go outside when the rain or winds stop. This is the eye of the storm, or a short "rest," and it will start again.

If need be, stay inside a closet or a room without windows. You can also lie on the floor under a table or sturdy object.

Listen to your parents or safety authorities for important instructions.

AFTER

Don't go outside without a grown-up.

Don't go near any wires that are loose or dangling. They could electrocute you! Stay out of standing water, electrical lines may be under the water and could kill you! Do NOT play in flood waters!

Don't drink water from the faucet unless your parents say it's okay.

Text, don't talk. Unless there's a life-threatening situation, if you have a cell phone, send a text so that you don't tie up phone lines needed by emergency workers. Plus, texting may work even if cell service is down (yes, you can share this information with your parents)

The Wizard Says....



Want More Hurricane Tips and Lifesaving information? Visit our website at www.eleconnections.com and look for Lifesaving Hurricane Tips



Tasty & EASY Recipe: Beef KaTerri's Moroccan Style

Total Time: 25 min
Prep: 5 min
Serves: 4 Calories: 758



INGREDIENTS:

- 1 1/2-2 lbs beef stew meat, less than 1 inch thick
- 2 tablespoons parsley, finely chopped
- 1/3 cup olive oil
- 1/2 small onion, grated
- 1 tablespoon tomato paste
- 1 tablespoon vinegar
- 1/2 teaspoon salt
- 1/2 teaspoon cumin
- 1/2 teaspoon paprika
- 1/2 teaspoon black pepper
- 1/4 teaspoon garlic powder
- 1/4 teaspoon onion powder



DIRECTIONS:

1. Cut any large pieces of meat in half so they will cook faster. Then place the beef cubes in a medium bowl. Chop the parsley & add it to the beef, set aside to be used later.
2. Pour the olive oil in a small glass bowl. Add the spices, vinegar & tomato paste, stir until well blended. Grate the onion & add it to the oil mixture.
3. Stir the mixture in with the beef until it is well coated. Cover with a lid & place in the refrigerator to marinate for at least 2 hours.
4. Place the beef on skewers, leaving a little gap between each piece. Grill on each side until the meat is no longer pink inside, between 10-15 minutes.
5. Serve with thick bread instead of utensils. (Moroccans eat most of their food with their right hand, using only bread to scoop up the meal).

What are some of your favorite recipes? I'd love to know! Send me your favorite recipe to terri@eleconnections.com The first 10 people to send me a recipe will get a \$25 OFF coupon for a future service from us! And, we may use your recipe right here in *Hot Off The Wire!*

BEACH WORD SEARCH

Summer is almost here! Beach Season is definitely here.. Electrical Connections presents a Beach Word Search! Everyone who submits the puzzle gets \$25 OFF a future service! WOW!

Mail completed puzzle to: Electrical Connections,
1205, SE Dixie Cutoff Rd, Stuart, FL 34994.
Or scan and email completed puzzle to:
terri@eleconnections.com

The Beach

Find and circle all of the beach words that are hidden in the grid.
The remaining letters spell an additional beach word.

```

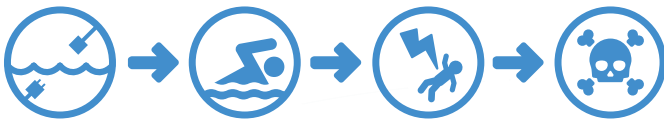
T R I H S T S T O W E L B E
Y K S E S U A T S A G L E R
A S V U R I I O D D N A A O
S A E F N U F R B I I B C H
W U I S S S A R D N L Y H S
W N N M S O C R A G I E B A
G A I S B A I R N T A L A E
P W T F H F L O E D S L L S
S I R E T I K G C E D O L E
H U E W R C N A N E N V S A
S A O R L I F E G U A R D G
T O T E E F E R A B S N L U
D E S W I M M I N G P A I L
L L E H S A E S D U O L C L
    
```

BARE FEET	SAILING	SURFBOARD
BEACH BALL	SAND	SURFING
BOAT	SEAGULL	SWIMMING
CLOUDS	SEASHELL	SWIMSUIT
DRIFTWOOD	SEASHORE	T SHIRT
HAT	SKY	TOWEL
KITE	STARFISH	VOLLEYBALL
LIFEGUARD	SUNGLASSES	WADING
OCEAN	SUNSCREEN	WATER
PAIL	SUNSHINE	WAVES
PIER		

Hidden word:
Once you solve
our puzzle you
will find a
hidden word!
see page 4...

Summertime is Electrical Shock Drowning Time

**IF THERE IS ELECTRICITY IN THE AREA THERE IS ALWAYS A RISK
WHAT HAPPENS WHEN YOU ARE IN ELECTRIFIED WATER?**




**Depending on the level of voltage in the water, you
can die instantly of electrocution or become
paralyzed and drown.**

**Visit our Website to Learn More About ESD and
how to protect you and your loved ones**

Sea Jokes!

- What did the beach say to the wave?... "Long tide, no sea."
- What does seaweed say when it's stuck at the bottom of the sea?... "Kelp! Kelp!"
- What is the best way to communicate with a fish?... Drop it a line!
- Where do you calculate the mass of a whale... At a Whale-Weigh Station
- Why had the two algae never had sex?... Because they had a planktonic relationship
- What do you call a big fish that makes you an offer you can't refuse?... The Codfather
- What happened to the shark that swallowed a bunch of keys?... It got lockjaw

Surging Forward



*From the Desk
Mike Pettengill*

Electrical Connections

If You Want Free...Join Our Safety & Saving Club to Enjoy Perks That Other Customers Do Not Receive -- Real Value You'll Love!

Earlier here in our newsletter, we said nothing is ever really FREE. That is true except for our Safety & Savings Club Members.

At Electrical Connections, we offer special discounts and even free services for those who sign up for our special membership program. And, we make sure that our members get preferential treatment -- It's FREE with your membership.

When a Safety & Savings Plan member calls our office, the homeowner goes to the front of the line for service. You get service when you want it and don't have to wait no matter how busy we are with other non-Safety & Savings Plan members. You'll have access to discounted products and services plus access to our highly trained technicians on every visit.

Your membership with Electrical Connections Safety & Savings Plan also gives you a Free inspection of your entire home every year to make sure no problems have developed in your home since our last inspection.

The inspection itself allows us to locate potential problems (no matter how small) before they become a major cost-bomb or threaten the safety and security of your loved ones.

Hidden Word from page 3

SANDCASTLE

We even offer a Lifetime warranty on many electrical items we install. For example, if we installed a panel or a breaker and it breaks down while you're still a Lifetime Safety & Savings Member, we'll replace it and install it for FREE...forever! Some exclusions apply to other items.

For even more details on Electrical Connections Safety & Savings program and how this economical program can benefit you, and your home, feel free to give us a call at 772-283-5792. And as always, thank you for allowing us to serve you!

Sincerely,

Mike Pettengill

The Wizard



Coming Soon:

*Hear our Wizard speak
as he becomes
magically transformed
into an animated
character...*

We ProudlySupport:

Molly's House
www.mollyhouse.org

Soroptimist International
www.soroptimistsr.org

Folds of Honor
www.foldsofhonor.org

Arts Council of Martin County
www.martinarts.org

Electrical Connections
1205 SE Dixie Cutoff Rd
Stuart, FL 34994



**We are now a Certified
Green Screened Contractor**



772-283-5792